

Scaled data based on original data using
LM-79-08 Approved Method: Electrical and Photometric Measurements of Solid-
State Lighting Products

Test Report Prepared for
Cooper Lighting Solutions
(formerly Eaton)

Brand: McGRAW-EDISON

Report Number: P385508

Luminaire Tested: **GWC-SA1A-735-U-T4W-HSS**

Issue Date: 3/3/2020

Test Information

Test Method: LM-79-08
Report Number: P385508
TEST IS SCALED FROM IESNA LM-79-08 TEST DATA (G2-1903-205-19)
Test Lab: INNOVATION CENTER
Issue Date: 3/3/2020
Manufacturer: COOPER LIGHTING SOLUTIONS (FORMERLY EATON)
Product Line: MCGRAW-EDISON
Catalog Number: GWC-SA1A-735-U-T4W-HSS
Description: GALLEON WALL LUMINAIRE
(1) 70 CRI, 3500K, 615mA LIGHTSQUARE WITH 16 LEDS AND TYPE IV WIDE OPTICS
WITH HOUSE SIDE SHIELD
Light Source: -
Ballast/Driver: ELECTRONIC DRIVER

Summary

Lumens per Lamp: N/A
Luminaire Lumens: 3389.3 lumens
Efficiency: N/A
Efficacy: 99.7 lumens/watt
Luminous Opening: Rectangular (W 0.5' x L: 0.5' x H: 0')
IES Classification: Type IV - Short
BUG Rating: B0 - U0 - G1

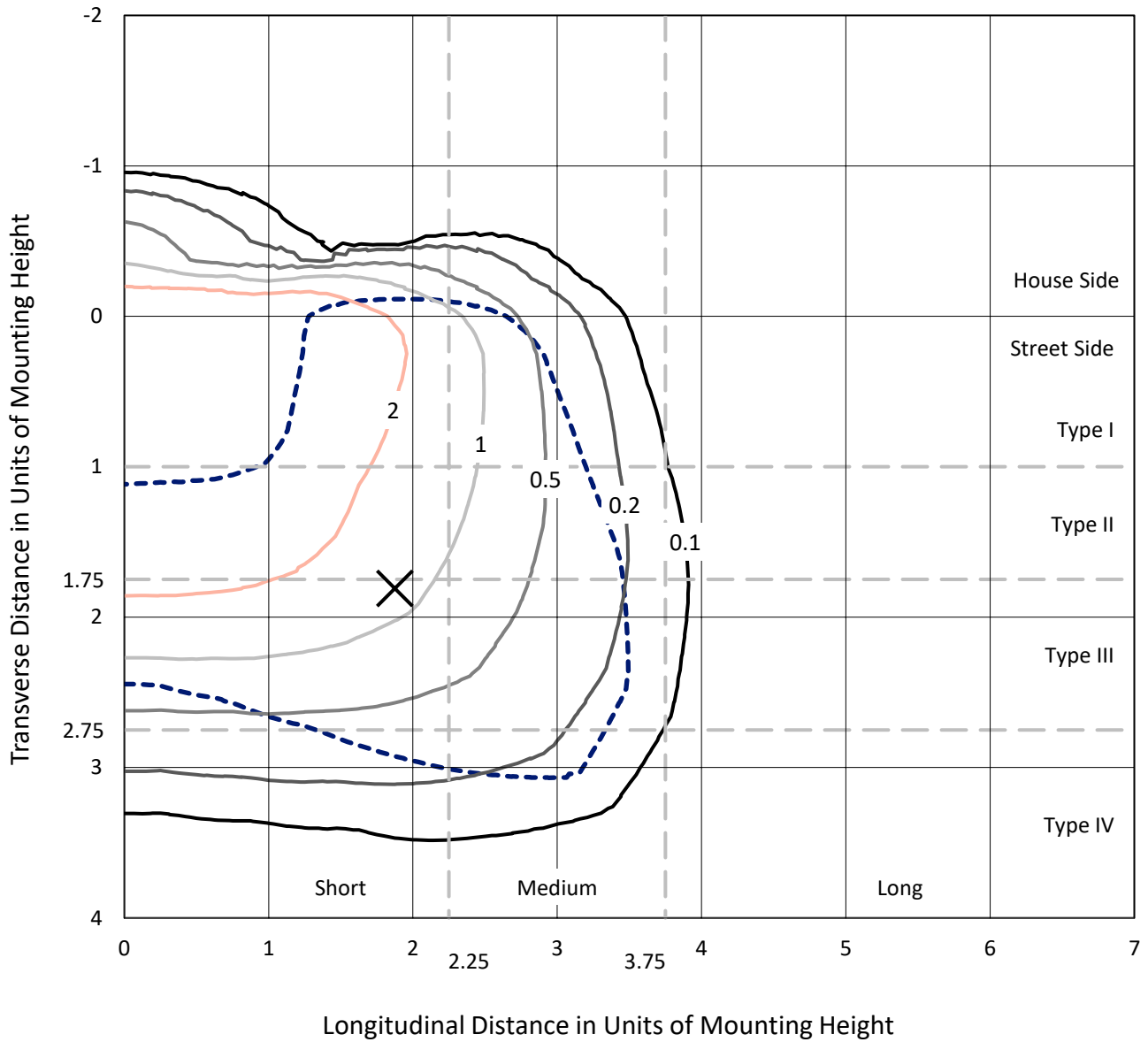
Input Watts (W): 34
Input Voltage (V): NR
Input Current (A_{in}): NR
Voltage Rise (V): NR
Power Factor: NR
Total Harmonic Distortion (THDi): NR
Frequency (hertz): 60
Stabilization Time: NR
Operation Time: NR
Ambient Temperature (°C): NR
Test Distance: 24 FT



REPORT NUMBER: P385508
 CATALOG NUMBER: GWC-SA1A-735-U-T4W-HSS

Iso-Footcandle Lines of Horizontal Illumination

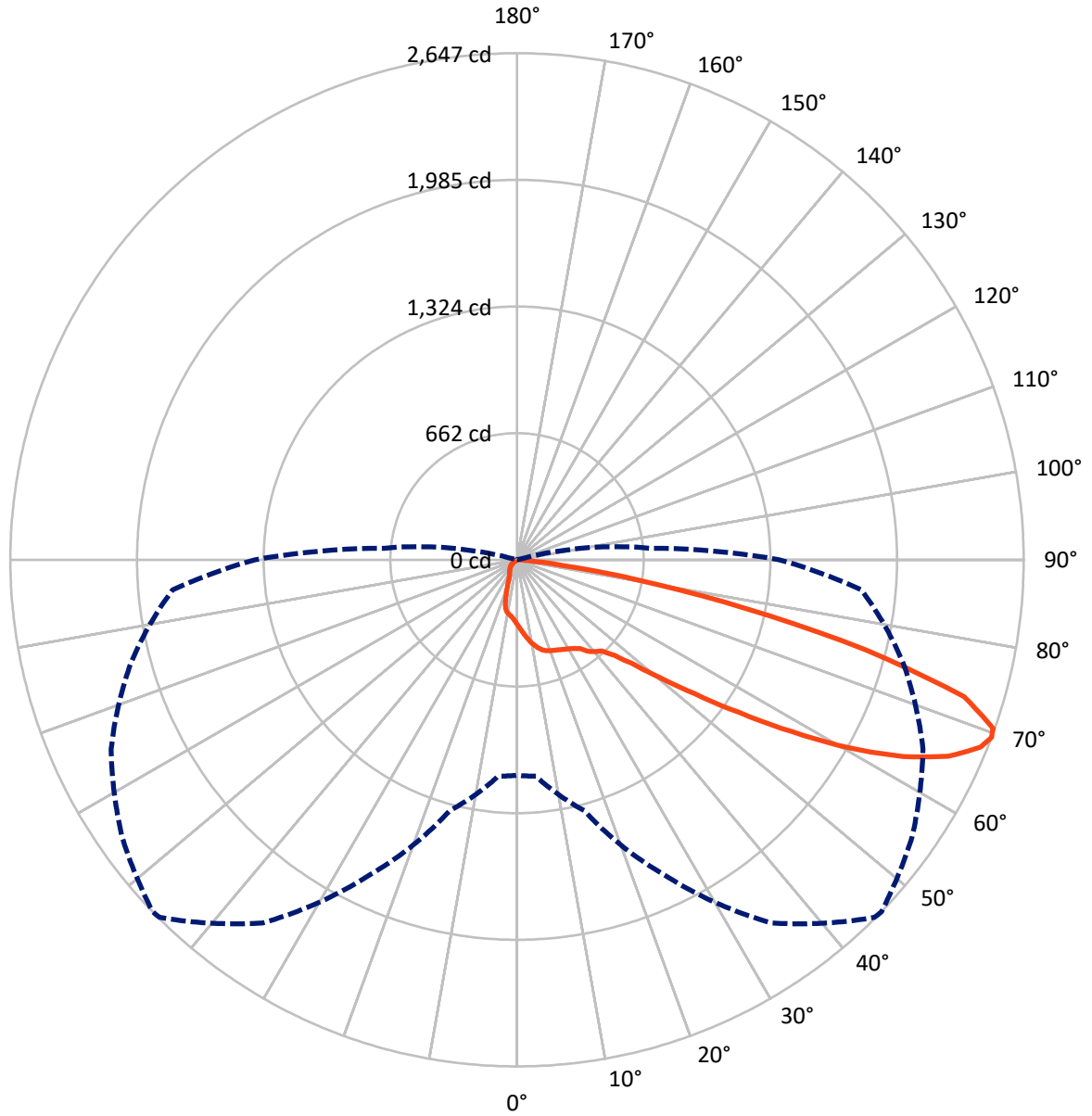
× Max cd
 - - - 1/2 Max cd



Based on 10 foot mounting height. Maximum calculated value = 4.9 fc
 Type IV - Short - N/A

REPORT NUMBER: P385508
CATALOG NUMBER: GWC-SA1A-735-U-T4W-HSS

Luminous Intensity Polar Plot



— Vertical Plane Through 46-Deg Lateral - - - Horizontal Cone Through 69-Deg Vertical

REPORT NUMBER: P385508

CATALOG NUMBER: GWC-SA1A-735-U-T4W-HSS

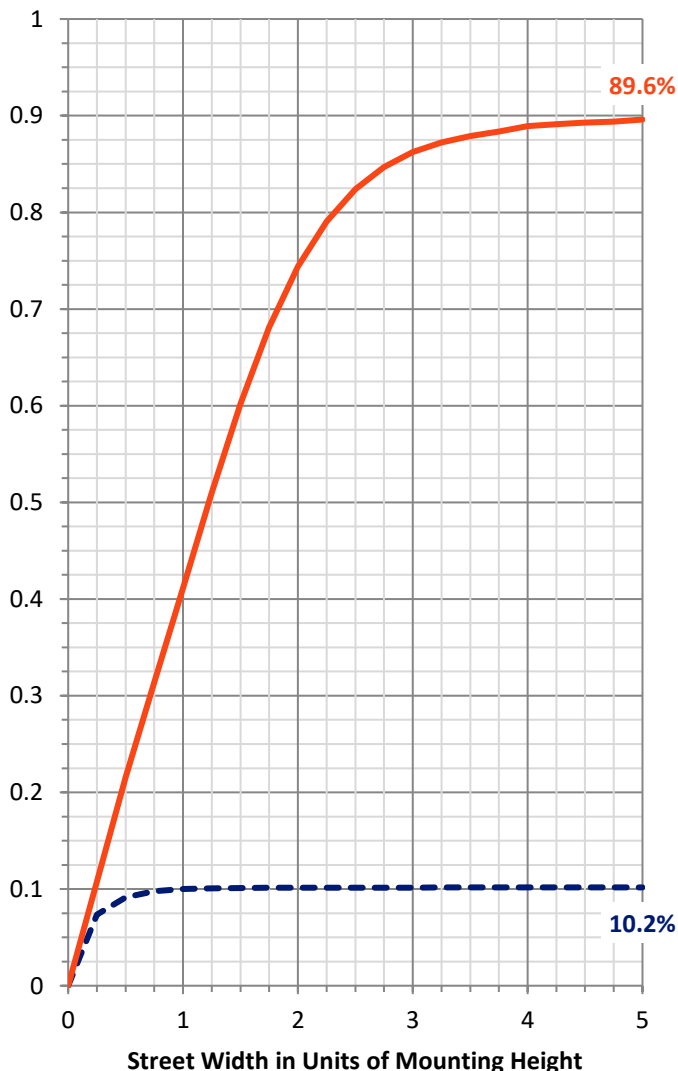
FLUX DISTRIBUTION:

		Downward	Upward	Total
House Side	Lumens	347.8	0.0	347.8
	% Fixture	10.3	0.0	10.3
Street Side	Lumens	3041.5	0.0	3041.5
	% Fixture	89.7	0.0	89.7
Total	Lumens	3389.3	0.0	3389.3
	% Fixture	100.0	0.0	100.0

ZONAL LUMENS:

Zone	Lumens	% Fixture
0°-10°	33.8	1.0
10°-20°	102.5	3.0
20°-30°	161.3	4.8
30°-40°	231.3	6.8
40°-50°	399.7	11.8
50°-60°	789.7	23.3
60°-70°	1103.6	32.6
70°-80°	533.2	15.7
80°-90°	34.3	1.0
90°-100°	0.0	0.0
100°-110°	0.0	0.0
110°-120°	0.0	0.0
120°-130°	0.0	0.0
130°-140°	0.0	0.0
140°-150°	0.0	0.0
150°-160°	0.0	0.0
160°-170°	0.0	0.0
170°-180°	0.0	0.0
0°-90°	3389.3	100.0
0°-180°	3389.3	100.0

Coefficient of Utilization



REPORT NUMBER: P385508

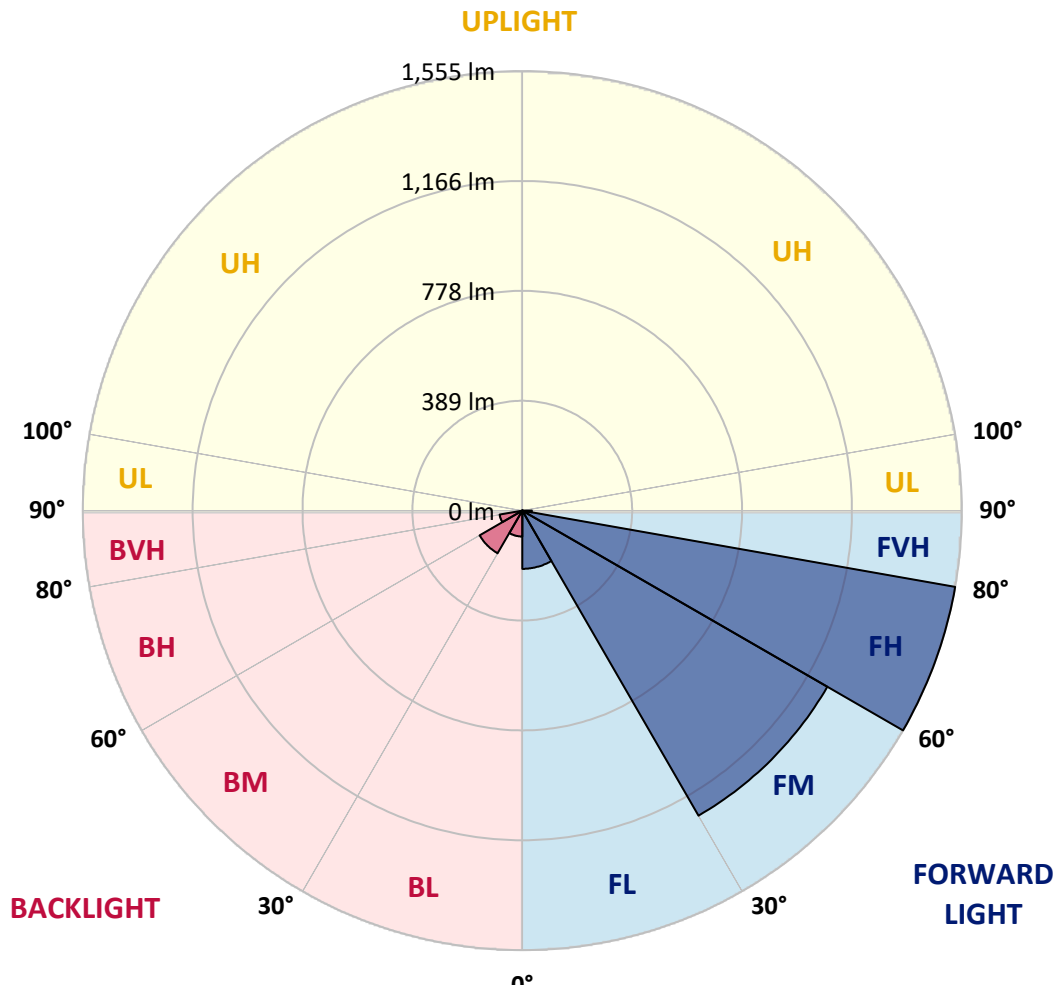
CATALOG NUMBER: GWC-SA1A-735-U-T4W-HSS

LUMINAIRE CLASSIFICATION SYSTEM LUMEN TABLE AND BUG RATING:

Zone	Lumens	% Fixture	Zone Rating/Lumen Limit		
			B	U	G
FL (0°-30°)	205.9	6.1			
FM (30°-60°)	1246.3	36.8			
FH (60°-80°)	1555.2	45.9			G1/1800
FVH (80°-90°)	34.0	1.0			G1/100
BL (0°-30°)	91.7	2.7	B0/110		
BM (30°-60°)	174.3	5.1	B0/220		
BH (60°-80°)	81.6	2.4	B0/110		G0/110
BVH (80°-90°)	0.3	0.0			G0/10
UL (90°-100°)	0.0	0.0		U0/0	
UH (100°-180°)	0.0	0.0		U0/0	

BUG Rating: B0-U0-G1

Type IV Short





REPORT NUMBER: P385508

CATALOG NUMBER: GWC-SA1A-735-U-T4W-HSS

CANDELA DISTRIBUTION (FULL):

	0°	5°	15°	25°	35°	45°	46°	55°	65°	75°	85°
0°	339.6	339.6	339.6	339.6	339.6	339.6	339.6	339.6	339.6	339.6	339.6
2.5°	377.3	376.8	374.5	373.6	368.2	365.0	363.7	359.8	354.1	348.3	341.9
5°	420.2	420.0	415.9	411.9	401.8	392.2	390.4	381.2	368.3	356.3	344.2
7.5°	464.1	462.0	457.9	450.2	435.4	420.2	418.8	405.7	387.4	369.9	352.6
10°	501.3	499.9	494.5	482.9	465.7	448.3	446.6	430.5	409.9	388.3	366.3
12.5°	530.1	529.2	522.0	507.6	489.1	471.2	468.8	454.5	432.4	408.4	382.3
15°	547.8	547.3	538.6	523.1	505.0	489.4	487.4	474.9	454.3	429.2	399.8
17.5°	551.9	552.1	543.0	527.5	512.5	501.4	499.8	490.3	473.1	448.1	417.3
20°	542.7	544.6	536.5	523.0	513.8	507.9	506.6	500.9	486.4	462.9	431.3
22.5°	529.6	530.6	525.0	516.0	512.2	513.3	512.6	509.4	497.2	475.6	445.1
25°	521.7	521.7	518.4	510.7	513.3	520.1	520.3	519.7	510.0	491.2	462.0
27.5°	521.4	520.4	516.7	510.9	517.9	528.4	529.1	533.3	527.3	510.1	482.9
30°	534.1	533.0	524.9	517.4	526.3	537.6	539.2	548.6	545.5	530.6	506.3
32.5°	563.8	559.9	541.9	529.6	536.3	549.8	551.9	566.8	571.6	555.8	528.9
35°	604.5	591.9	566.1	552.8	553.5	567.7	569.6	591.4	605.6	579.0	546.4
37.5°	660.6	654.4	612.3	577.0	579.9	601.3	606.8	630.7	626.8	591.8	566.2
40°	783.6	773.9	729.1	644.7	605.2	628.6	630.4	643.1	643.5	620.6	607.5
42.5°	951.1	947.1	899.9	767.6	654.9	647.0	650.2	671.6	695.5	681.2	680.6
45°	1136.6	1134.5	1084.4	930.6	755.5	706.9	710.8	739.6	785.5	788.7	808.9
47.5°	1285.7	1284.8	1256.1	1112.5	909.4	808.3	809.7	840.2	920.9	960.8	993.0
50°	1421.8	1426.4	1403.6	1309.4	1119.2	967.5	964.5	984.8	1114.5	1179.8	1219.8
52.5°	1610.9	1617.4	1553.7	1493.2	1339.3	1164.8	1162.5	1183.7	1347.1	1396.0	1403.2
55°	1777.9	1766.8	1716.5	1699.0	1607.8	1408.6	1408.0	1426.8	1572.2	1592.9	1606.2
57.5°	1851.6	1847.4	1871.6	1911.8	1888.8	1696.7	1695.3	1681.0	1773.5	1775.7	1816.2
60°	1898.2	1903.5	1978.0	2101.5	2158.5	2006.7	1997.5	1910.3	1965.8	1960.8	2004.2
62.5°	1863.3	1873.6	2007.7	2213.5	2360.3	2277.4	2264.3	2120.4	2130.1	2113.1	2153.5
65°	1677.7	1693.7	1913.5	2192.4	2460.5	2488.9	2475.7	2305.8	2260.6	2232.6	2210.2
67.5°	1362.2	1371.7	1601.2	2008.5	2415.4	2615.1	2612.4	2468.4	2359.1	2212.4	2038.6
69°	1125.8	1135.2	1356.0	1814.9	2316.0	2642.1	2647.3	2520.5	2340.3	2089.7	1806.2
70°	953.5	963.5	1169.3	1649.0	2200.8	2629.6	2638.9	2515.6	2286.6	1947.6	1602.3
72.5°	500.1	508.7	719.9	1136.1	1794.1	2414.5	2443.0	2303.0	1938.3	1414.4	947.5
75°	157.2	162.0	281.2	593.9	1228.4	1877.4	1884.0	1806.5	1376.3	778.0	394.5
77.5°	59.9	58.5	93.6	218.8	621.0	1182.1	1222.1	1129.0	722.3	275.1	91.0
80°	32.2	32.4	48.7	90.6	265.7	607.5	641.2	547.1	256.6	85.8	20.9
82.5°	14.0	14.7	27.3	48.0	122.0	224.0	241.0	200.6	98.1	57.7	7.8
85°	3.0	3.4	13.2	26.0	49.7	62.9	65.9	65.0	62.5	44.8	3.0
87.5°	0.0	0.0	5.9	9.4	12.6	14.3	12.6	16.3	34.5	30.2	1.6
90°	0.0	0.0	0.0	0.0	0.0	0.0	0.0	0.0	0.0	0.0	0.0



REPORT NUMBER: P385508
 CATALOG NUMBER: GWC-SA1A-735-U-T4W-HSS

CANDELA DISTRIBUTION (continued):

	90°	95°	105°	115°	125°	135°	145°	155°	165°	175°	180°
0°	339.6	339.6	339.6	339.6	339.6	339.6	339.6	339.6	339.6	339.6	339.6
2.5°	339.9	337.1	332.2	326.7	322.9	318.9	315.7	314.3	312.7	311.6	313.1
5°	339.3	333.7	324.2	315.0	308.3	302.9	298.4	296.7	295.0	293.7	293.5
7.5°	344.9	337.1	322.4	309.0	298.6	291.3	285.3	282.7	280.6	279.7	278.9
10°	355.5	345.5	326.0	308.3	295.0	282.6	269.5	259.5	253.0	250.0	248.8
12.5°	369.3	356.8	332.6	311.6	292.2	268.4	240.8	216.9	201.5	196.4	193.4
15°	385.5	369.9	341.4	315.9	282.4	238.9	192.0	160.8	146.5	143.6	140.4
17.5°	401.1	383.9	351.8	316.7	260.8	190.9	140.6	119.5	113.9	115.8	116.3
20°	414.7	397.7	362.1	309.7	221.5	143.2	108.9	103.6	105.7	109.3	110.0
22.5°	428.6	411.1	371.7	291.3	171.3	108.7	98.1	99.3	101.4	105.0	105.7
25°	445.5	427.3	380.6	257.4	128.6	92.5	93.1	95.1	97.1	100.4	100.8
27.5°	464.8	447.8	386.5	213.4	95.3	85.0	87.1	89.9	92.0	95.2	95.8
30°	490.6	474.9	388.3	167.8	79.9	78.3	79.3	82.8	85.8	88.7	89.1
32.5°	514.7	501.5	382.1	126.6	74.0	72.1	72.1	74.2	77.7	80.4	81.1
35°	537.0	528.4	361.7	92.6	69.6	66.4	64.8	64.8	67.1	69.3	69.9
37.5°	566.4	566.1	328.8	73.9	65.3	61.6	58.3	55.8	55.0	55.4	55.8
40°	616.7	617.2	285.9	66.2	61.6	56.7	51.7	47.1	42.7	41.3	41.1
42.5°	695.4	688.3	241.0	62.7	58.5	51.7	44.1	37.9	31.2	29.1	28.9
45°	820.3	777.9	193.2	59.3	55.1	45.9	36.4	28.0	22.5	20.9	20.9
47.5°	1002.2	895.6	149.7	55.6	50.7	39.5	27.5	20.2	16.5	15.7	15.9
50°	1190.4	1011.0	114.7	51.0	45.3	32.6	20.4	14.7	12.6	12.6	12.7
52.5°	1357.2	1095.5	89.4	46.1	38.6	25.6	15.4	11.5	10.5	10.3	10.5
55°	1513.5	1150.1	68.5	40.4	30.6	19.1	11.7	9.4	8.7	8.5	8.3
57.5°	1664.1	1177.1	51.3	32.6	22.3	13.8	9.4	8.0	7.3	6.9	6.7
60°	1764.5	1155.2	35.3	24.0	15.4	10.1	7.8	6.9	6.0	5.5	5.4
62.5°	1821.0	1095.2	22.7	17.3	11.0	7.5	6.2	5.7	4.6	4.1	4.1
65°	1798.1	996.4	15.9	12.4	8.0	5.5	4.6	4.6	3.4	2.7	2.5
67.5°	1593.4	841.8	12.1	9.2	5.7	4.1	3.5	3.9	2.1	1.3	1.3
69°	1371.0	697.6	10.3	7.6	4.8	3.4	3.0	3.7	1.4	0.9	0.8
70°	1191.5	601.8	9.4	6.7	3.9	2.8	2.7	3.5	1.4	0.8	0.7
72.5°	712.9	335.6	7.1	4.8	2.5	2.3	2.3	3.9	1.4	0.8	0.7
75°	288.1	118.3	5.3	3.4	1.9	1.9	2.7	5.1	1.3	0.7	0.5
77.5°	65.3	25.9	3.0	2.1	1.3	1.9	3.2	3.9	0.8	0.3	0.0
80°	15.9	6.4	1.9	1.3	0.8	1.4	2.3	2.3	0.2	0.0	0.0
82.5°	5.3	2.3	0.8	0.7	0.2	0.5	1.1	0.7	0.0	0.0	0.0
85°	2.3	1.3	0.3	0.2	0.0	0.0	0.2	0.0	0.0	0.0	0.0
87.5°	1.4	0.5	0.0	0.0	0.0	0.0	0.0	0.0	0.0	0.0	0.0
90°	0.0	0.0	0.0	0.0	0.0	0.0	0.0	0.0	0.0	0.0	0.0

Signify Classified - Internal
Cooper Lighting Solutions Photometric Lab
1121 Highway 74 South
Peachtree City, GA 30269

Scaled Data Report



Report Generated By 670245982

Signify Classified - Internal
Cooper Lighting Solutions Photometric Lab
1121 Highway 74 South
Peachtree City, GA 30269

Scaled Data Report



Signify Classified - Internal
Cooper Lighting Solutions Photometric Lab
1121 Highway 74 South
Peachtree City, GA 30269

Scaled Data Report



Signify Classified - Internal
Cooper Lighting Solutions Photometric Lab
1121 Highway 74 South
Peachtree City, GA 30269

Scaled Data Report



Signify Classified - Internal
Cooper Lighting Solutions Photometric Lab
1121 Highway 74 South
Peachtree City, GA 30269

Scaled Data Report



--- HS — SS

Signify Classified - Internal
Cooper Lighting Solutions Photometric Lab
1121 Highway 74 South
Peachtree City, GA 30269

Scaled Data Report



u

Signify Classified - Internal
Cooper Lighting Solutions Photometric Lab
1121 Highway 74 South
Peachtree City, GA 30269

Scaled Data Report



Signify Classified - Internal
Cooper Lighting Solutions Photometric Lab
1121 Highway 74 South
Peachtree City, GA 30269

Scaled Data Report



(END OF REPORT)